

**World's
First!**

PERFORMANCE MEETS EASE OF USE







RED500

All-In-One 500Hz Binocular Remote Eye Tracker

- ➔ High data quality for precise measurements of saccades, blinks and fixations
- ➔ Unprecedented ease of use and free head movement
- ➔ Low latency for faster lock-on and reaction
- ➔ All-in-One system concept for different setups
- ➔ Compatible with EEG and other sensors



www.smivision.com

MONITOR 	+	TV 	+	PROJECTION 	DATA RATE 500Hz	BINOCULAR 	ACCURACY 0.4°	HEADBOX 40 x 20 x 20 cm 	PORTABLE 	CALIBRATION <3s (2point)	LATENCY <4ms
---	---	--	---	--	----------------------------------	---	--------------------------------	--	--	---------------------------------------	------------------------

Performance meets ease of use

The SMI RED systems combine ease of use and high data quality with high speed capabilities. Saccade measurements and shortest latencies with fully remote, fiducial-free and contact-free setup are possible, even with less compliant subject groups.

Flexible and easy setup

The RED500 includes a modular design that allows for several different configurations with the same system – from an integrated 22" monitor, to television screens, to projectors. Integrated with the 22" monitor, the system is ready to use out-of-the-box. A user-friendly wizard simplifies standalone setup with other displays.

Wide range of application areas

The RED systems are used e.g. in the field of neuroscience to analyze how we process visual information in different situations, in psychology, psychiatry & psycholinguistics to study human behavior, in usability, human factors and ergonomics to optimize the interaction, in market research to understand consumer behavior and in gaze based interaction for human communication with machines.

Robust tracking for all populations

SMI's 20 years of computer vision experience in high-performance research and medical applications has resulted in the most robust remote eye tracking system available. The system is designed for a wide range of participants and applications where robustness is important regardless of eye color, age, glasses, contacts, environmental conditions etc.

Fast, reliable & automatic operation

The fully automatic calibration takes only seconds and maintains drift-free accuracy throughout the experiment. Flexible calibration options address experiment requirements, including 2-point, child-friendly versions.

Integration with EEG, other sensors and devices

The RED systems have proven to be easily integrated with other devices like EEG or bio sensors, as well as with camera observation systems. EEG integrations are easy e.g. with ABM, ANT, BioSemi, BrainProducts, EGI, eMotiv and Neuroscan.

All results easy to get

The RED500 system collects all relevant eye data and allows for fast and accurate control and analysis:

- Measures gaze position on surfaces (e.g. screen, TV, projector) in screen pixels or millimeters
- Measures pupil size (relative and absolute dimensions) in pixels and millimeters
- Exports recorded data to ASCII for post-processing using statistics software (e.g. MATLAB®, SPSS®, Excel™)
- Perfectly integrated into SMI Experiment Suite 360°™ for experimental design, presentation and data analysis

Specifications RED500

Technology

- Fully automated image processing based contact free eye tracking and head movement compensation

Performance

- Sampling rate 500Hz
- Tracking resolution 0.03°
- Gaze position accuracy 0.4°
- Operating distance subject - camera 60 - 80 cm
- Head tracking range 40 x 20 cm at 70 cm distance
- Latency (end to end) <4ms
- Head movement velocity 50cm/s

System

- Workstation Desktop or Notebook
- Monitor 22" widescreen
19" (optional)

Interface

- Modular design that allows different setups with the same system – from an integrated 22" monitor to TV screens up to projections of any size

Auxiliary devices / communication

- User video and audio recording
- Free SDK/API
- Easy integration with third-party stimulus and analysis packages such as MATLAB®, Presentation®, E-Prime®, Superlab™ and others
- Compatible with EEG and other sensors

Software options

- SMI Experiment Suite™ 360°
(incl. SMI BeGaze™ & SMI Experiment Center™)

System options

- Flightcase
- Combosystem with SMI Eye Tracking Glasses 2.0 etc.

Norm compliance

- CE, EMC, Eye Safety

SensoMotoric Instruments GmbH
Warthestr. 21
14513 Teltow
Germany
Phone: +49 (0) 3328 - 39 55 - 10
Fax: +49 (0) 3328 - 39 55 - 99

SensoMotoric Instruments, Inc.
28 Atlantic Avenue
236 Lewis Wharf
Boston, MA 02110 USA
Phone: +1 - 617 - 557 - 00 10
Fax: +1 - 617 - 507 - 83 19



www.smivision.com